

SEI High Yield Bond (CT 1)

Fact Sheet / July 31, 2024



Investment Strategy

The High Yield Fund, (the "Fund") is a collective trust that seeks total return. The Fund will invest at least 80% of its net assets in high yield fixed income securities. The Fund will invest primarily in fixed income securities rated below the fourth highest rating category by an NRSRO (junk bonds). The Fund will invest primarily in securities rated BB, B, CCC, CC, C and D but may also invest in non-rated securities or securities rated investment grade (AAA, AA, A and BBB). The Fund may invest in ETFs to gain exposure to a particular portion of the market while awaiting an opportunity to purchase securities directly. The Fund may also invest a portion of its assets in bank loans and in bank loans in the form of participations in the loans and assignments of all or a portion of the loans from third parties.

Collective Investment Trusts

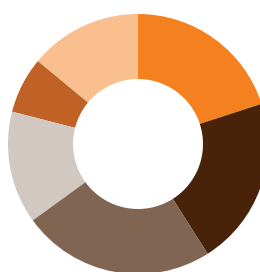
SEI Trust Company (the "Trustee") serves as the Trustee of the Fund and maintains ultimate fiduciary authority over the management of, and the investments made, in the Fund. The Fund is part of a Collective Investment Trust (the "Trust") operated by the Trustee. The SEI Core Strategies Collective Trust is a trust for the collective investment of assets of participating tax qualified pension and profit sharing plans and related trusts, and governmental plans as more fully described in the Declaration of Trust. The SEI Core Strategies Collective Trust is managed by SEI Trust Company, the Trustee, based on the investment advice of SEI Investments Management Corporation, the investment adviser to the Trust. As a bank collective trust, the SEI Core Strategies Collective Trust is exempt from registration as an investment company.

Fund Details

Total Net Assets	\$14.37 Million
Share Class	CT 1
CUSIP	815897608
Inception Date	August 31, 2017
Expenses Before Waivers	0.64%
Expenses After Waivers*	0.59%

* Fee waivers are voluntary and may be discontinued at any time.

Manager Allocations



● Ares Capital Management II - 20%
● Benefit Street Partners - 21%
● Brigade Capital Management - 24%
● J.P. Morgan Investment Management - 14%
● SEI Investments Management Corporation - 7%
● T. Rowe Price Associates - 14%

Manager Details

Manager	Start Date	Key Attributes
● Ares Capital Management II	Apr 5, 2007	Intensive credit research; opportunistic approach
● Benefit Street Partners	Mar 31, 2014	Bottom-up security selection
● Brigade Capital Management	Apr 1, 2009	Tactical investment across the capital structure
● J.P. Morgan Investment Management	Feb 2, 2006	High-Yield, relative value research
● SEI Investments Management Corporation	Dec 5, 2005	Fundamental relative value research assessment
● T. Rowe Price Associates	Apr 30, 2018	High-conviction investor in under-followed issues

Performance Review

	Cumulative (%) as of Jul 31, 2024			Annualized (%) as of Jun 30, 2024				
	1 Month	3 Month	YTD	1 Year	3 Year	5 Year	10 Year	Since Inception
SEI High Yield Bond (CT 1)	2.07	4.06	5.41	11.16	1.97	4.42		4.54

Calendar Year Returns (%)

	2023	2022	2021	2020	2019	2018	2017	2016
SEI High Yield Bond (CT 1)	13.40	-11.75	9.80	5.66	13.68	-2.36		

Past performance does not guarantee future results. Current performance may be higher or lower. The principal value and investment return of an investment will fluctuate so that shares, when redeemed, may be worth more or less than their original value.

To determine if the Fund is an appropriate investment for you, carefully consider the investment objectives, risk factors and charges and expenses before investing. This and other information can be found in the Fund's Declaration of Trust. Read the Declaration of Trust carefully before investing.

For Plan Participant Use

Portfolio Characteristics

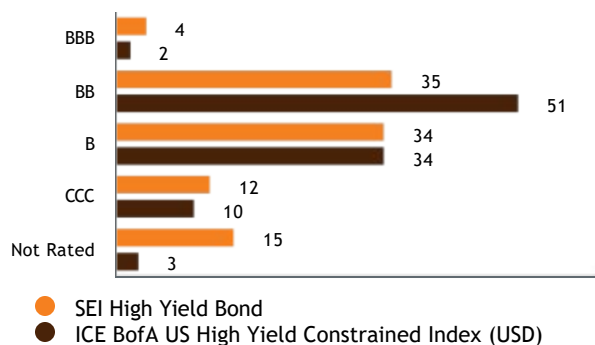
	Fund	Index
Effective Duration (Years)	2.68	3.15
Weighted Average Life (Years)	4.05	4.28
30-day SEC Yield (%)	8.30	N/A
Number of Holdings	1,216	1,858

Top 10 Holdings (excluding cash)

	% of Net Assets
ZAYO GROUP HOLDINGS INC 4.00% 03/01/2027	0.69
TEAM HEALTH HOLDINGS INC 10.60% 03/02/2027	0.45
COMSTOCK RESOURCES INC 6.75% 03/01/2029	0.45
GLOBAL MEDICAL RESPONSE INC 10.00% 10/31/2028	0.44
DISH NETWORK CORP 11.75% 11/15/2027	0.40
TRONOX INC 4.63% 03/15/2029	0.39
CCO HOLDINGS LLC 4.50% 08/15/2030	0.39
CARNIVAL CORP 6.00% 05/01/2029	0.39
SILVER AIRWAYS CORP 15.00% 12/31/2027	0.38
TCP_17-11 SUB 08/20/2029	0.38

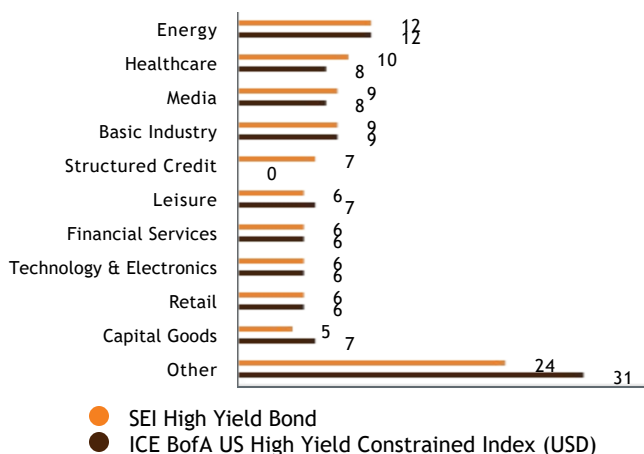
Holdings are subject to change.

Credit Quality - (ex-cash) (% of portfolio)



The credit quality of a fund's holdings is derived using Standard & Poor's as the ratings source. The purpose of the ratings is to provide investors with a simple system of gradation by which relative creditworthiness of a fund's securities may be noted. Ratings are measured on a scale that generally ranges from AAA (highest) to D (lowest).

Top 10 Sectors - (ex-cash) (% of portfolio)



Risk Information

There are risks involved with investing including loss of principal. There is no assurance that the objectives of any strategy or fund will be achieved or will be successful. No investment strategy, including diversification, can protect against market risk or loss.

Current and future portfolio holdings are subject to risk. Bonds and bond funds are subject to interest rate risk and will decline in value as interest rates rise. High yield bonds involve greater risks of default or downgrade and are more volatile than investment grade securities, due to the speculative nature of their investments.

Glossary and Important Information

30-day SEC Yield: An annualized yield based on the most recent 30 day period and includes any principal value changes to TIPS securities to reflect changes in the government's official inflation rate. Changes in the inflation rate can cause the fund's yield to vary substantially from one month to the next. An extraordinarily high SEC yield may be attributable to a rise in the inflation rate, which might not be repeated. The unsubsidized 30-day SEC Yield is an approximation illustrating the effect to the 30-day SEC Yield if fees were not waived during that period.

Effective Duration: Duration is a measure of a security's price sensitivity to changes in interest rates. Specifically, duration measures the potential change in value of a bond that would result from a 1% change in interest rates. The shorter the duration of a bond, the less its price will potentially change as interest rates go up or down; conversely, the longer the duration of a bond, the more its price will potentially change.

Weighted Average Life: The average number of years for which each dollar of unpaid principal on a loan or mortgage remains outstanding.

For those SEI products which employ a multi-manager structure, SIMC is responsible for overseeing the sub-advisers and recommending their hiring, termination, and replacement.

The SEI Core Strategies Funds are collective trust funds not mutual funds. Collective trust funds are only available to qualified retirement plans and eliminate many of the administrative costs associated with retail and institutional mutual funds. A collective trust fund is exempt from SEC registration as an investment company under the Investment Company Act of 1940. The SEI Core Strategies Funds are managed by SEI Trust Company (STC), the trustee, based on the investment advice of SEI Investments Management Corporation (SIMC). STC and SIMC are wholly owned subsidiaries of SEI Investments Company. For more information on the collective trust funds, including fees and expenses, please read the disclosure document for the trust.

The ICE BofA US High Yield Constrained Index measures the performance of high yield bonds.

• Not FDIC Insured • No Bank Guarantee • May Lose Value • © 2024 SEI®

For Plan Participant Use